




Art 322 Sculpture 2
Cork
9' x 28' x 1 ½'

Individual project developed in
response to Material Studies
assignment and developed in to
senior exhibition focus.



Art 222 Sculpture 1
Steel and Magnets
32" x 18" x 8"

Individual project developed in
response to the Flying Machine
project.






Art 222 Sculpture 1
Rubber Bands
7' x 12' x 10'

Individual project developed
in response the Spatial
Intervention project.

Art 322 Sculpture 2
Rolled Felt, Foam and Drywall
5' x 11' x 9'

Individual project developed in
response to Process assignment.

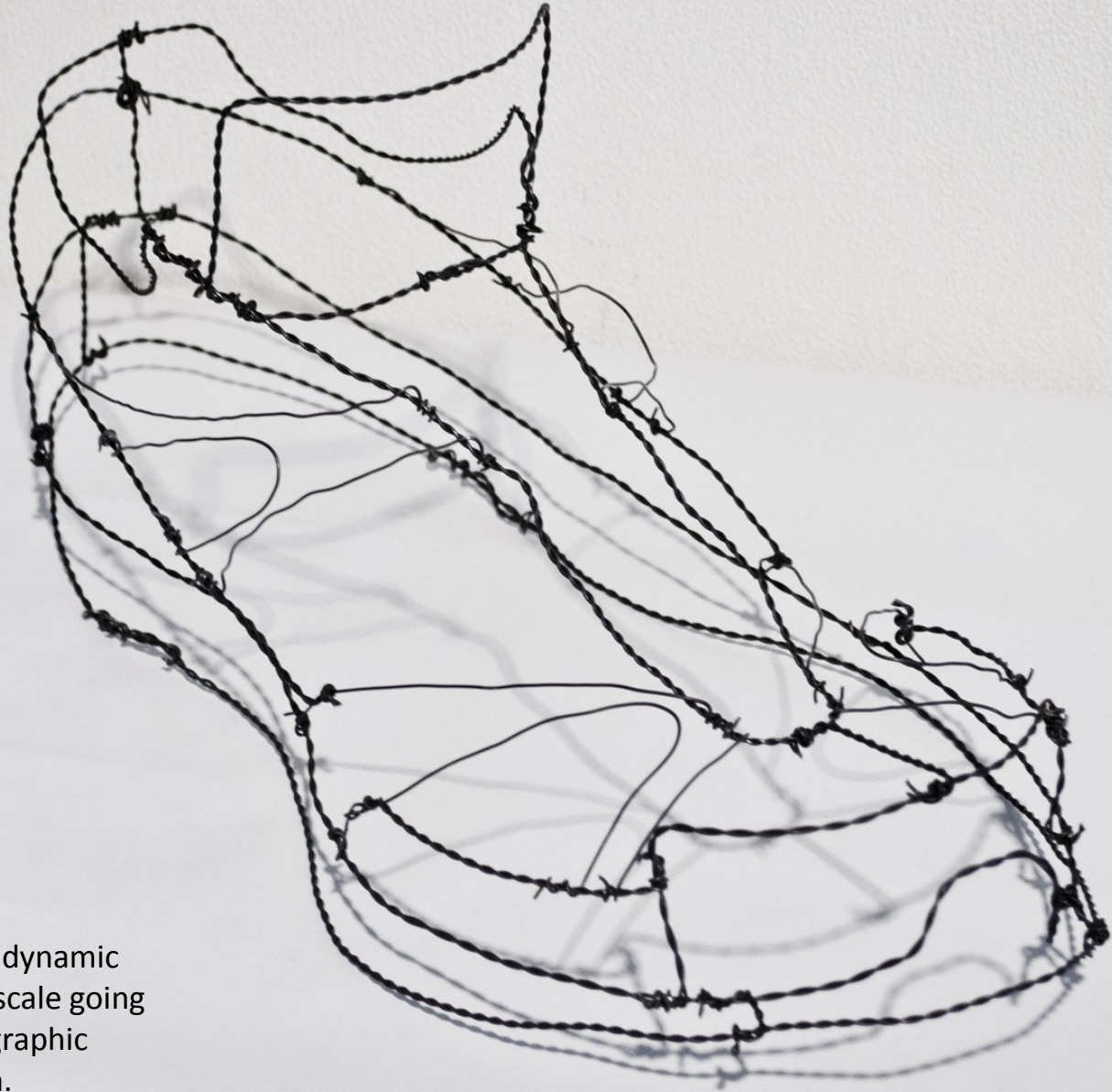




Art 129 3D Design
Annealed Steel Wire
12" x 15" x 7"

Project – Wire shoe study


Using wire, students render a dynamic shoe of their choosing at 1 ½ scale going through the process of orthographic drawing for scaling/proportion.



Art 129 3D Design
Annealed Steel Wire
9" x 20" x 9"

Project – Wire shoe study

Using wire, students render a dynamic shoe of their choosing at 1 ½ scale going through the process of orthographic drawing for scaling/proportion.



Art 129 3D Design
Cardboard and Tape
Dim. Variable (approx 24" tall)

Project – Modular, Planar Construction

Students go through a series of planar model studies and drawings to develop a form which has dynamic features both individually and as part of an interlocking modular structure.



Art 129 3D Design
Cardboard and Tape
Dim. Variable (approx 24" tall)

Project – Modular, Planar Construction

Students go through a series of planar model studies and drawings to develop a form which has dynamic features both individually and as part of an interlocking modular structure.



Art 129 3D Design

Plaster

12" x 6" x 6"

Project – Convexity and Concavity

Students generate a variety of organic forms in clay before selecting a convex vessel to cast plaster into as a carving blank.



Art 129 3D Design
Plaster
12" x 8" x 5"

Project – Convexity and Concavity

Students generate a variety of organic forms in clay before selecting a vessel to cast plaster into as a carving blank.



Art 129 3D Design
Plastic , Tape and Air Blower
9' x 9' x9'

Group Project – The Inflatable: Planes and Volumes

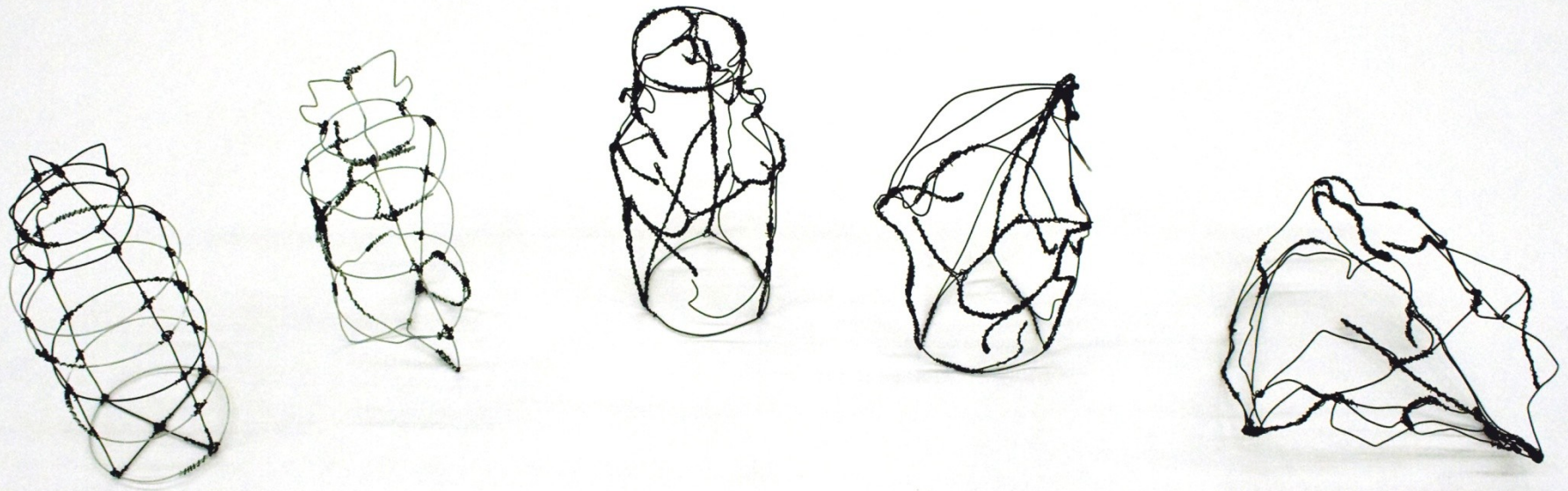
Groups generate numerous planar volumes to develop in to finished inflatable volumetric forms.

Art 129 3D Design
Plastic , Tape and Air Blower
12' x 12' x 4'

Group Project – The Inflatable:
Planes and Volumes

Groups generate numerous
planar volumes to develop in
to finished inflatable
volumetric forms.





Art 103 3D Design
Annealed Steel Wire
10" tall approx.

Project – Morph

Students select 1 geometric and one organic object to render in wire. They then create 3 objects describing a morph or transformation between the originals

Art 103 2D Design

Painters Tape

Assignment – Blue Tape Mural (Group Project)

Each group is required to develop (through drawings and small scale studies) 3 site specific painters tape murals which are organized into proposals. Proposals are given to building supervisors on campus for approval and selection.

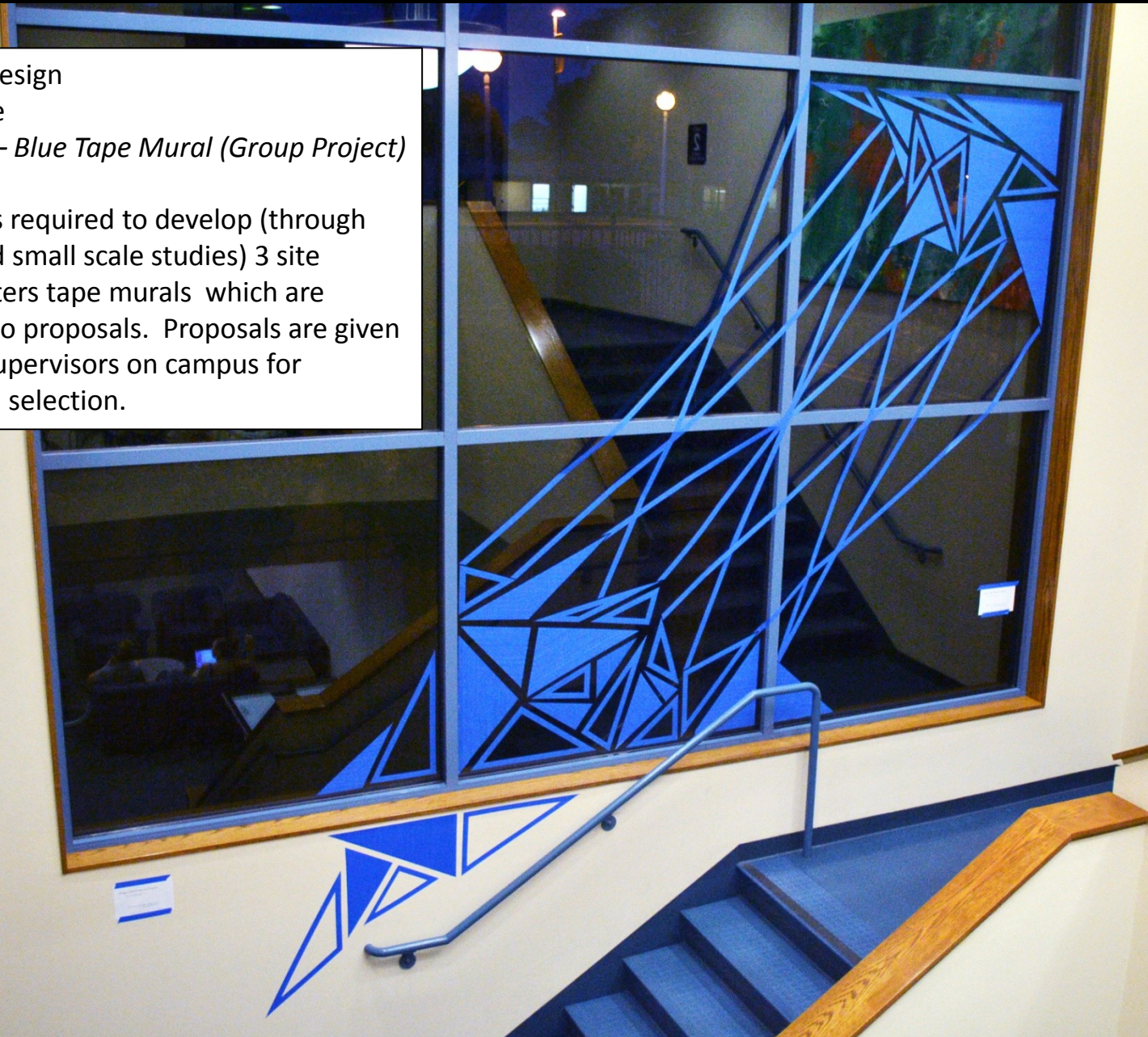


Art 103 2D Design

Painters Tape

Assignment – Blue Tape Mural (Group Project)


Each group is required to develop (through drawings and small scale studies) 3 site specific painters tape murals which are organized into proposals. Proposals are given to building supervisors on campus for approval and selection.






Art 103 2D Design
Painters Tape
Assignment – Blue Tape Mural
(Group Project)

Each group is required to develop (through drawings and small scale studies) 3 site specific painters tape murals which are organized into proposals. Proposals are given to building supervisors on



STUDENTWORK



Art 345 Life Drawing
Graphite, Pastel, Chalk and Acrylic on Paper and Mylar
42" x 32"

Project – Final Course Project

The Artist draws portraits of various sitters, inquires about their least favorite features and how sitters imagine those features to look. She creates a composite based on a culmination of those features. Layered graphics show "ideals" and "deviations" as perceived by the sitters.



Art 102 Drawing 2
Charcoal
40" x 28"

Project – Figuration: Detail Study

After numerous model sessions, students are directed to concentrate on a detailed study of a portion of the human anatomy (non-portrait).



Art 100 Drawing 1
Graphite
18" x 24"

Project – 2 Point Perspective

Art 102 Drawing 1
Charcoal
18" x 24"

Project – Value Study

STUDENTWORK

